

CircusInfo
Finland

Report on circus professionals and employment in Finland 2017

1. Report starting point

CircusInfo Finland and The Finnish Youth Circus Association surveyed the number and job titles of professionals working in the field of circus. The survey spanned the year 2017. Data was collected from the largest employers in the field, from vocational institutions and youth circuses, and by inviting individuals working in the field to answer a questionnaire.

CircusInfo Finland conducted the survey in 2018. The Finnish Youth Circus Association conducted an employee survey among its member organizations. Arts Promotion Centre Finland provided help and expertise at different stages.

There are no compiled statistics of professionals working in the circus sector in Finland. Statistics produced by Statistics Finland do not differentiate between circus professionals and professionals in other cultural fields. Arts Promotion Centre Finland does compile statistics of grant applicants by cultural field. Since only part of professionals working in the circus sector apply for grants, the grant applications received by Arts Promotion Centre Finland do not give a truthful and comprehensive view of the employment status or jobs titles of circus professionals.

The circus sector has grown, changed and become more versatile over the past ten years. Circus has grown both in relevance and numbers, be it as part of performing arts, basic arts education or the physical and artistic leisure time activities of Finns. The survey aimed to update data on the number of professionals working in the field, and to form a picture of the circus sector as employer in Finland in 2017.

2. Circus sector employers

The survey gathered data on circus as job creator from the largest employers in the field: youth circuses, educational institutions that offer a degree in circus arts, circus companies that receive government subsidies and the Cirko - Center for New Circus, Dance Theatre Hurjaruuth, traditional circuses, CircusInfo Finland and The Finnish Youth Circus Association.

The circus sector employers surveyed offered a total of 1243 employment contracts in 2017. A total of 99 employees (8% of contracts) were full-time. Of the full-time employees, 69 worked in one of 17 youth circuses 3 worked in one of the two educational institutions that offer a degree in circus arts, 6 in either Cirko - Center for New Circus or one of three circus companies, 8 in

Circus sector employment contracts by employer in 2017

Youth circuses	635
Circus companies and Cirko	332
Dance Theatre Hurjaruuth	111
Traditional circuses	94
Organizations	39
Educational institutions	32
Total	1243
 Full-time contract	 99
Part-time, fixed-time, atypical contract	1144

Dance Theatre Hurjaruuth, 9 in one of two traditional circuses, and 4 in two different circus organizations.

Part-time, fixed-term or atypical employment contracts accounted for 92% of all contracts (1144 employment contracts in all). Of the part-time, fixed-term, or short-term employees, 566 worked in one of the 43 youth circuses surveyed, 326 in Cirko - Center for New Circus or in one of the ten circus companies surveyed, 103 with Dance Theatre Hurjaruuth, 85 in one of the two traditional circuses, 29 in one of the two educational ins-

titutions and 35 in one of the two circus organizations.

The number of contracts does not reflect the number of professionals employed in the field of circus, since the data does not account for overlaps. Individuals surveyed may have worked in multiple organizations over the course of twelve months while both performing and teaching. The data does, however, help form an indicative picture of the volume of circus as employer in Finland. A closer look at the number of individuals with a degree in circus and data gathered from professionals surveyed complements the picture.

3. Professionals with vocational education and training

The survey on individuals with vocational education and training in circus arts identified 318 Finns or foreign nationals working in Finland in 2017 who had received vocational education in the field. A total of 264 individuals had graduated from either Salpaus Further Education or the Arts Academy of Turku University of Applied Sciences (and their predecessors) between 1994 and 2017. In addition, four professionals had studied in Finland without earning a degree, and 93 had received vocational training abroad, 43 of whom had also studied in Finland.

Two Arts Council of Finland reports, by Merja Heikkinen in 1999 and Riikka Åstrand in 2010, have touched upon the number of professionals working in the field of circus in Finland. Heikkinen surveyed the 134 members of artist organizations in 1998. Åstrand's survey, conducted in 2008, covered 205 individuals who had either gained a degree in or were currently studying circus arts. Our 2017 survey identified 318 individuals with vocational education and training in circus arts

and/or pedagogy, a gain of 100 in ten years. Self-education is one way to enter the field. Furthermore, individuals with an education outside the circus sector may work in administrative and production jobs or in pedagogy. A survey targeted at professionals aimed to expand the overall picture.

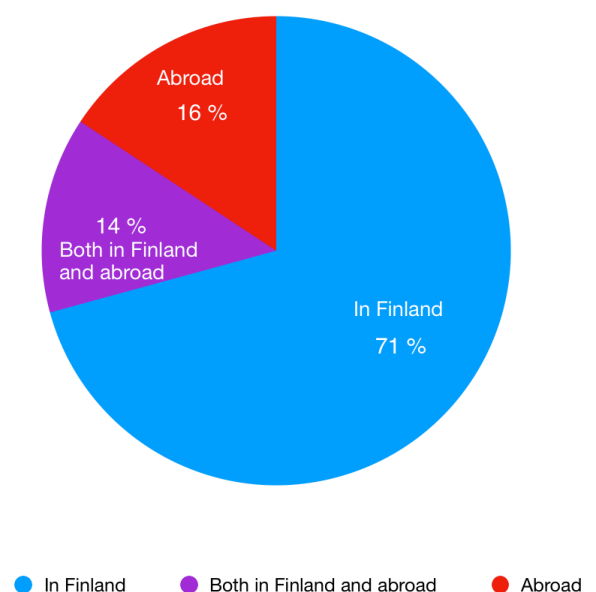


FIGURE 1. PROFESSIONALS WITH VOCATIONAL EDUCATION AND TRAINING UNTIL 2017. TOTAL 318 PERSONS.

4. Survey on jobs in the circus sector

CircusInfo Finland and The Finnish Youth Circus Association conducted a survey targeting professionals working in the circus sector in Finland and Finns working in the field abroad in 2017. The survey included all job titles in the field and could be taken anonymously either in Finnish or English. A total of 663 individuals were surveyed, and 244 responded (37% response rate). Only 220 respondents were trained professionals or people employed in the circus sector. A breakdown of the respondents' answers:

The average age of respondents was 37 years. The largest age bracket was 30-39 years (45% of respondents), followed by 20-29 years (25%) (Figure 2.) A majority of respondents lived in the Helsinki metropolitan area; 9.5% of respondents lived abroad. (Figure 4.) A majority (65%) had worked in the field for less than ten years, and 35% more than ten years.

There was a significant overrepresentation of women in the less than ten years in the field cohort compared to the 10+ years cohort. (Figure 3.)

192 out of the 220 professionals worked in artistic or pedagogic jobs. 133 had vocational education and training, and 31% (59 individuals) worked in the field without having earned a degree in circus arts. Three out of four professionals without a degree in circus had a vocational degree from another field of study. 45% of respondents had self-learned and 39% had received on-the-job training. 35% of respondents had a background in youth circus.

Circus is a polymorphous field and jobs within the field reflect this versatility and diversity. Respondents named a total of 85 different job titles. The

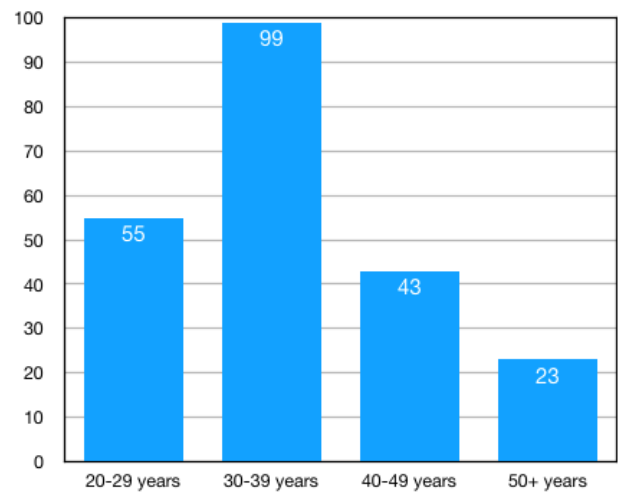


FIGURE 2. AGE DISTRIBUTION BY PERSON

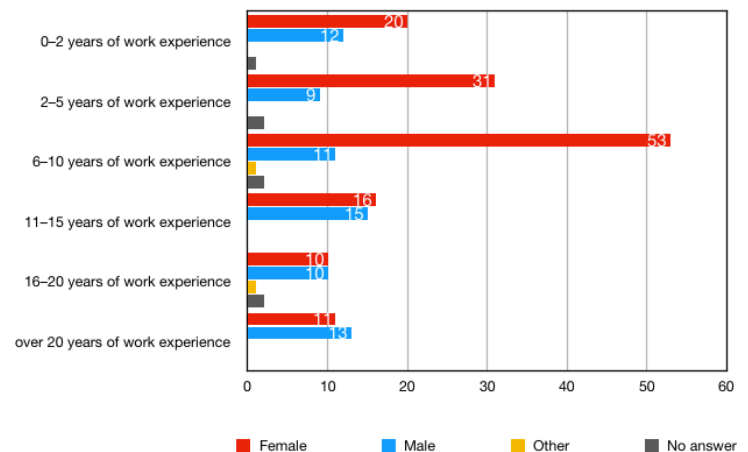


FIGURE 3. GENDER AND WORK EXPERIENCE BY PERSON.

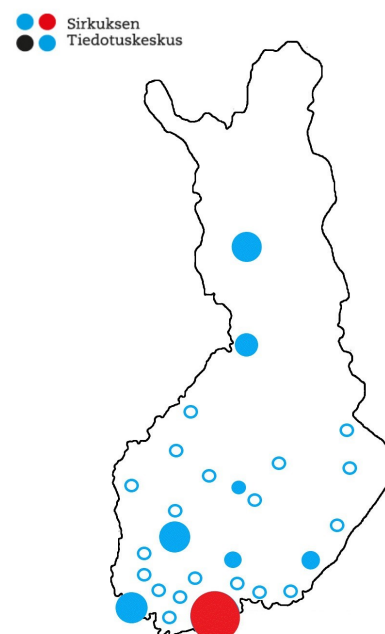


FIGURE 4. RECIDENCE

most cited were circus artist, teacher, performer, air acrobat, producer, magician, director, circus teacher and circus director. Circa half of job titles cited in the responses were performance-related. In addition to the aforementioned, titles included base, hair hanger, interprète, foot juggler, juggler, clown, flier, tightwire dancer, magician, and hoop dancer. Titles related to teaching and applied use of circus were cited 69 times (23%)

and five times, respectively. The titles of artistic or circus director were cited eight times. Administrative and production work related titles were cited 32 times, and titles related to other arts were mentioned 16 times (i.e. choreographer, set designer, music and sound editor, actor, costume designer, composer, dance artist and teacher, light designer)..

4.1. Employment and income

A third of respondents cited artistic work in circus as their primary source of income, and 28% cited teaching circus. Administrative and production work provided an income for 11% of respondents. A total of 161 respondents (73%) named work in the circus sector as their primary source of income. Social benefits and work outside the field provided the primary income for 58 respondents. In other words, the circus sector was not the primary source of income for a quarter of respondents. (Figure 5.)

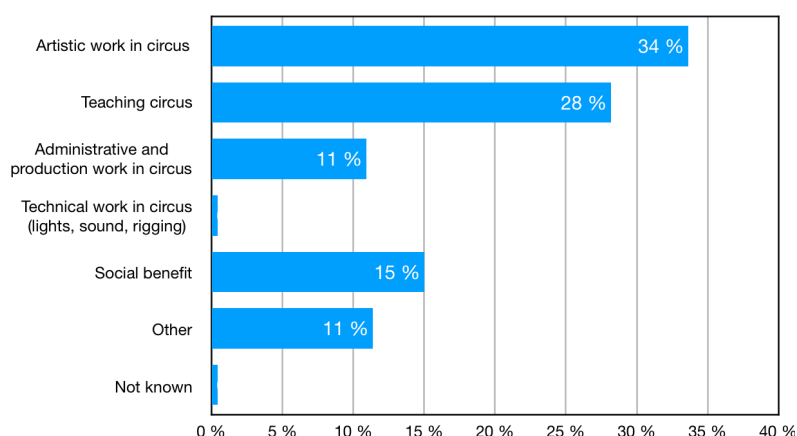


FIGURE 5. PRIMARY SOURCE OF INCOME

Grouping responses by jobs and years worked in the field shows how jobs in the sector are divided between individuals at different stages. (Figure 6)

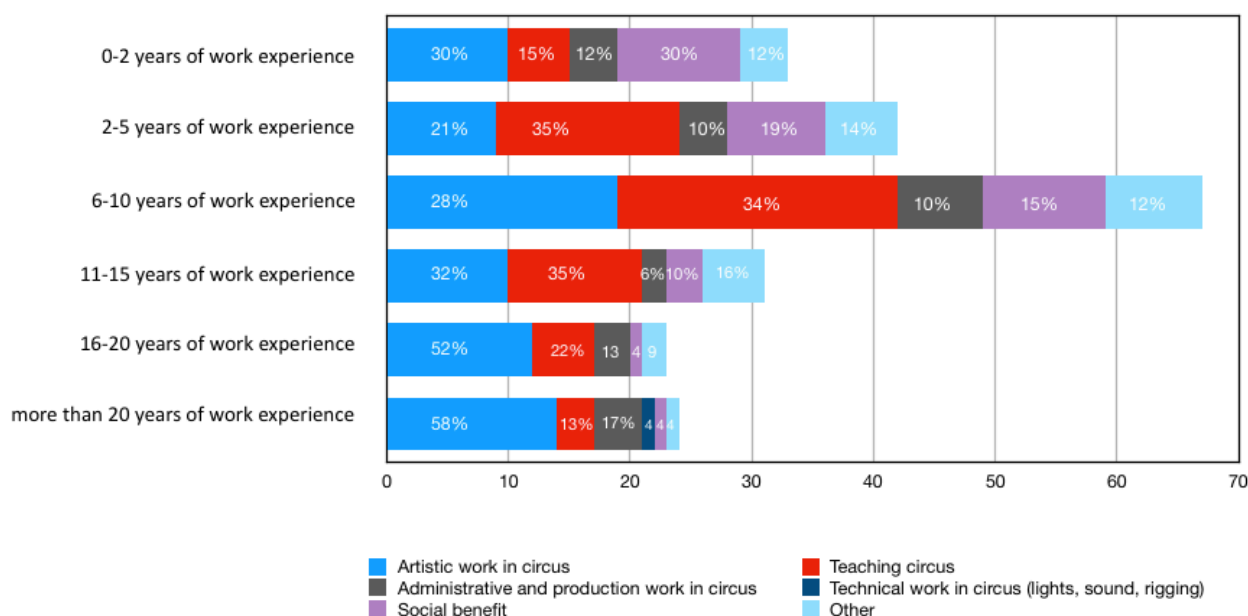


FIGURE 6. PRIMARY SOURCE OF INCOME BY YEARS WORKED IN THE FIELD.

Artistic work, teaching and administrative and production work, social benefits and work outside the field as primary source of income were divided quite equally and proportionally between different brackets. In the top two brackets (i.e. more than 16 years in the field), artistic work was the primary source of income for more than half of respondents. Of all respondents, 28% cited teaching as their primary source of income, but a closer look between brackets reveals that teaching diminishes in importance as the years progress. Social benefits are more prominent as primary source of income for those with less than ten years of experience than those with more than ten years in the field. 30 % of the recently graduated (with 0 -2 years of experience) cited social benefits as their primary source of income, a figure that diminishes as work experience accumulates. (Figure 6.)

As employment and the nature of jobs available in the field may vary greatly from month to month, the survey asked respondents about their employment situation with a multiple-choice question. A majority of respondents (62%) said they had worked freelance. A majority of employment contracts (57%) were fixed-term. A quarter of respondents were permanent employees, most often working as teachers or in administrative and production jobs in youth circuses or circus organizations. (Figure 7.)

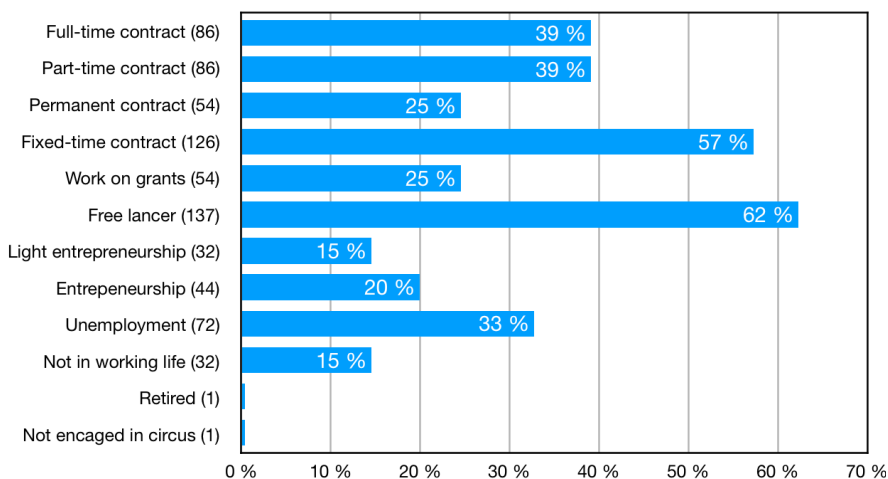


FIGURE 7. EMPLOYMENT SITUATION. MULTIPLE CHOICE.

The responses are in line with data provided by employers. Permanent employment in the field is associated with jobs in teaching and administration. Artistic work is almost exclusively fixed-term. Both the responses to the survey and data provided by employers highlighted the prominence of atypical employment contracts in the field. Close to half of respondents said they also worked jobs outside the field. A third had been unemployed.

Close to 50% of respondents reported having worked without pay. Unpaid work included technique rehearsals, rehearsing for a new project or production, and creative and artistic work. Administrative and production jobs could include doing unpaid work. Some of hauling, rigging, and service and maintenance related work was done without pay. Some of unpaid work was voluntary or communal work, or work done in a position of responsibility.

The survey also highlighted how grants do not cover all work. Funds available often cover no more than performers' salaries, and all other production related work is done without pay.

"Most (70-80%) of artistic work is unpaid work, and that is what it is for the most part. The salary is in the performance, grants cover but a small portion of work done. Also, much (30-50%) of administrative and production work is done without pay."

"In theory all circus artists do a certain amount of unpaid work, since you seldom get paid for rehearsing or upkeep even though it is part of the job. Office work is almost always done without pay. I do consider it work. It is certainly not leisure time..."

4.2. Job opportunities and working abroad

Organizations and associations along with circus companies and youth circuses were the most often cited job opportunity providers. They accounted for 50% of responses to the multiple-choice question. Private sector gigs and odd jobs accounted for 17% of responses to the question.

Typically, circus organizations are independent arts sector organizations, companies and youth circuses. Their impact as job creators became evident in the question about job opportunity providers. Of the 453 responses to the multiple-choice question, 50% cited organizations and associations, circus companies or youth circuses. Performing at company parties and corporate events is an important source of income. Private sector gigs and odd jobs were cited as the most important job opportunity in 80 responses (17%).

A mere 39 responses cited arts institutions as important job opportunity providers. Currently no facility in the circus sector is entitled to a statutory government transfer. Circus artists make guest appearances in theatrical productions, but theatres and other art facilities were marginal employers of circus professionals in 2017. Traditional circus was the number one employer in eight cases (4% of respondents). (Figure 8.)

The survey revealed how a substantial part of job opportunities are jobs outside Finland. Half of respondents said they had worked abroad in 2017. Half of those who had worked abroad had worked for a foreign employer and the other half for a Finnish employer. For 11% of respondents, almost all jobs in 2017 had been outside Finland. 11% of respondents reported living abroad.

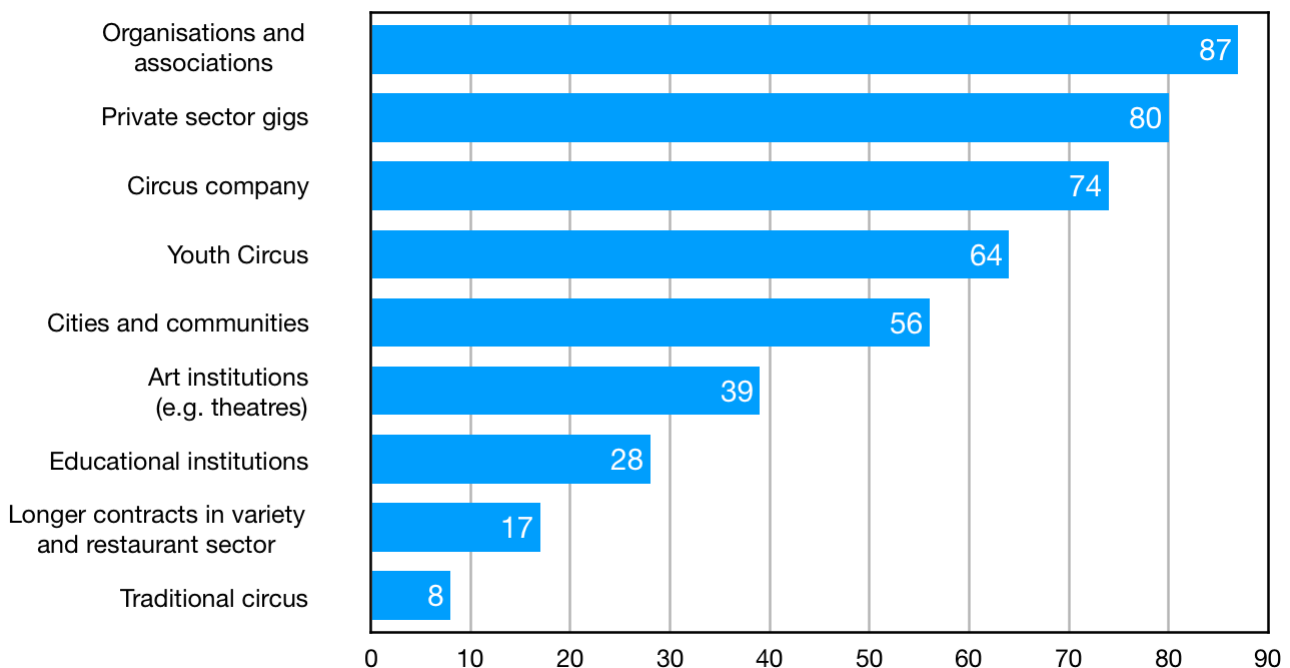


FIGURE 8. THE MOST IMPORTANT JOB OPPORTUNITY PROVIDERS BY NUMBER. MULTIPLE CHOICE.

ATTACHMENTS

Survey on engagement in the circus field in 2017. CircusInfo Finland. Questionnaire.

SOURCES

Heikkinen Merja 1999. Sirkus ja estraditaiteilijat. Raportti kyselytutkimuksesta. Taiteen keskustoimikunnan Työpapereita-julkaisusarja http://www.taike.fi/documents/10162/76105/no_31.pdf

Åstrand Riikka 2010. Sirkusalan ammatillinen koulutus ja työelämä. Taiteen keskustoimikunnan Työpapereita-julkaisusarja http://www.taike.fi/documents/10162/76105/no_49.pdf

Cirko toimintakertomus 2017. [http://www.cirko.fi/uploads/files/CIRKO Toimintakertomus_2017.pdf](http://www.cirko.fi/uploads/files/CIRKO_Toimintakertomus_2017.pdf)

Sirkuksen tiedotuskeskus. Vuosikertomus 2017. <https://sirkusinfo.fi/hallinta/wp-content/uploads/2018/05/vuosikertomus-2017.pdf>

Unpublished sources:

Annual reports and financial statements of circus companies that received government subsidies in 2017. Repository: Arts Promotion Centre Finland.

Financial statement of CircusInfo Finland 2017.

CircusInfo Finland
Sirkuksen tiedotuskeskus
Mariankatu 15 B b 7
FI-00170 Helsinki
www.sirkusinfo.fi
March 2019

Survey on engagement in the circus field in 2017. Questionnaire.

28.1.2019

Survey on engagement in the circus field in 2017

Survey on engagement in the circus field in 2017

We ask you kindly to fill in the questionnaire even if you were not working as a circus professional in 2017. The data will be processed confidentially. Personalised data will not be published.

For inquiries or if you wish to answer the questionnaire by email, please contact CircusInfo Finland: johanna.makela@sirkusinfo.fi

*Pakollinen

Basic information

1. 1. Year of birth *

2. 2. Gender *

Merkitse vain yksi solkio.

- ☐ Female
☐ Male
☐ Other
☐ I don't want to answer this question

3. 3. Place of residence *

If you live outside of Finland, please tell the city and also the country (e.g. Stockholm, Sweden)

4. 4. Do you identify yourself as a professional, a student or an amateur in the field of circus in 2017 *

Choose all that apply and give additional information if needed.

Valitse kaikki sopivat vaihtoehdot.

- ☐ Circus professional (e.g. artist, teacher, producer)
☐ Professional of an other field (e.g. art, sport, education, social work) and I was actively working in the circus field
☐ Circus student
☐ Circus amateur
☐ Not actively engaged in the circus field

5. Please give additional information:

6. 5. For how long have you been working in a circus profession? *

Merkitse vain yksi solkio.

- ☐ I have not been working as a circus professional
☐ Less than 2 years
☐ 2–5 years
☐ 6–10 years
☐ 11–15 years
☐ 16–20 years
☐ More than 20 years

7. Please give additional information:

8. 6. If you are mostly working internationally, do you feel that you are part of the Finnish professional circus scene? *

Merkitse vain yksi solkio.

- ☐ Yes
☐ No
☐ Muu: _____

Education

9. 7.1. Education in circus (Please mention all) *

Education in other fields that circus will be asked in question nr 8.
Valitse kaikki sopivat vaihtoehdot.

- ☐ No professional education in circus
- ☐ A professional circus education, in a school outside of Finland
- ☐ Turku University of Applied Sciences, circus education
- ☐ Turku Polytechnic (TuTvo) education for circus instructors
- ☐ Salpaus further education, circus education (SaSak)
- ☐ The Lahti school of arts and crafts, 1-year circus education
- ☐ Muu: _____

10. 7.2. Other educational or leisure activity that supports work in the circus field

Beneath you can tell us about the most important courses and/or leisure activity.
Valitse kaikki sopivat vaihtoehdot.

- ☐ Youth circus
- ☐ Circus education in an elementary school or in a high school
- ☐ Other short term course in circus
- ☐ Circus courses within a professional education in the field of social, healthcare or youth issues
- ☐ On-the-job learning
- ☐ Learning by doing
- ☐ Muu: _____

11. 7.3. Please, give additional information on your education in circus:

Mention the name of the school, your degree, length of the education and/or give other description on your circus education, whether or not in Finland. (You can also tell about an education not finished.)

12. 8. Other professional education *

Valitse kaikki sopivat vaihtoehdot.

- ☐ No other professional qualification
- ☐ Vocational upper secondary qualification
- ☐ Bachelor's degree (universities of applied sciences)
- ☐ Bachelor's degree (universities)
- ☐ Master's degree (universities)
- ☐ Muu: _____

13. What degrees and in which field?

Professional engagement in the field of circus

14. 9. On which sub field of circus your work focuses on?

Valitse kaikki sopivat vaihtoehdot.

- ☐ Contemporary circus
- ☐ Traditional or classical circus
- ☐ Variety arts
- ☐ The distinction above is not important in my work
- ☐ Youth circus
- ☐ Social circus
- ☐ No answer

15. 10. Which word beneath describes best your role in the field of circus? *

Please, choose 1–3 roles that apply best. Please focus on your activities within the field of circus.
Valitse kaikki sopivat vaihtoehdot.

- ☐ I am not active at all in the circus field
- ☐ Circus artist
- ☐ Circus teacher / trainer
- ☐ Assistant circus trainer
- ☐ Social circus practitioner
- ☐ Person in charge of a circus education
- ☐ Producer or an administrative employee
- ☐ Artistic director
- ☐ Director (of shows and performances)
- ☐ Choreographer
- ☐ Artistic designers of performances (e.g. composer, sound designer, light designer, costume designer, set designer, visual designer etc.)
- ☐ Photographer or videographer
- ☐ Technical director
- ☐ Technical assistant (e.g. light, sound, rigging etc.)
- ☐ Other maintenance tasks (like selling tickets, kiosk personnel, cleaning, caretaker, animal caretaker...)
- ☐ Muu: _____

16. 11. Job title

E.g. juggler / producer / light designer / teacher

17. 12. Other activity in the field of circus

You can tell about your other activities within the circus field like voluntary work or positions of trust.

Livelihood and job description

18. 13. The most important source of income for you in 2017 *

Income in any form like salary, reward, subsidy, allowance etc.
Merkitse vain yksi soikio.

- ☐ Artistic work in circus
- ☐ Teaching circus skills
- ☐ Productional or administrative work in circus
- ☐ Technical work in circus (sound, light, rigging etc.)
- ☐ Other work than work in the circus field
- ☐ Social benefit (e.g. unemployment benefit, labor market support, student allowance, family and child care allowances, sickness allowance)
- ☐ I don't know the answer
- ☐ Muu: _____

19. 14. Does the following describe your employment in 2017 *

Please, choose all that apply.
Merkitse vain yksi soikio riviä kohden.

	Yes	No
I had a full-time employment in the circus field	<input type="checkbox"/>	<input type="checkbox"/>
I had a part-time employment in the circus field	<input type="checkbox"/>	<input type="checkbox"/>
I had a permanent contract in the circus field	<input type="checkbox"/>	<input type="checkbox"/>
I had a temporary contract in the circus field	<input type="checkbox"/>	<input type="checkbox"/>
I was working on a subsidy in the circus field	<input type="checkbox"/>	<input type="checkbox"/>
I was working as a freelancer in the circus field (uses income-tax card, often many employers)	<input type="checkbox"/>	<input type="checkbox"/>
I was working as a freelancer in the circus field (invoicing without a business identity code)	<input type="checkbox"/>	<input type="checkbox"/>
I was an entrepreneur in the circus field	<input type="checkbox"/>	<input type="checkbox"/>
I was unemployed	<input type="checkbox"/>	<input type="checkbox"/>
I was retired	<input type="checkbox"/>	<input type="checkbox"/>
I was not active at all in the circus field	<input type="checkbox"/>	<input type="checkbox"/>

20. 15.1. Did you work in other field of profession than circus in 2017? *

Merkitse vain yksi soikio.

- ☐ Yes, I had also other jobs than the ones in the circus field
- ☐ No, I worked only in the field of circus
- ☐ No, I was not active at all in the circus field

28.1.2019

Survey on engagement in the circus field in 2017

21. 15.2. Why did you work in other fields of profession than circus in 2017?

Valitse kaikki sopivat vaihtoehdot.

- ☐ Economical reasons
- ☐ Interest in the other field of profession
- ☐ Injury or other hinder
- ☐ I have an education in an other field
- ☐ Muu: _____

22. 16. Did you do unpaid work in the circus field in 2017?

If you did unpaid work in the circus field, please describe in a few words what it was and how much of your working time consisted of unpaid work.

23. 17. The most important job providers for you in 2017? *

Valitse kaikki sopivat vaihtoehdot.

- ☐ Gigs in private sector (e.g. company parties, private celebrations)
- ☐ Variety and restaurant programmes (contracts for a longer period than a single gig)
- ☐ Art institutions (like theatres etc.)
- ☐ Cities and communities
- ☐ The third sector (NGO's, charity organisations, associations)
- ☐ A circus company / Circus companies
- ☐ A traditional touring circus
- ☐ Youth circus
- ☐ Educational institution of circus
- ☐ No assignments or employment
- ☐ I was not active at all in the circus field
- ☐ Muu: _____

24. 18.1. Did you work outside of Finland in a circus profession in 2017? *

Merkitse vain yksi soikio.

- ☐ Yes, a few times
- ☐ Yes, less than a half of my work periods took place outside of Finland
- ☐ Yes, more than a half of my work periods took place outside of Finland
- ☐ Yes, almost all of my work periods took place outside of Finland
- ☐ No, none of my work periods took place outside of Finland
- ☐ I was not active at all in the circus field
- ☐ Muu: _____

25. 18.2. If you worked outside of Finland in a circus profession, was your employer: *

Valitse kaikki sopivat vaihtoehdot.

- ☐ Employer based in Finland
- ☐ Employer based outside of Finland
- ☐ Muu: _____

26. 19. Please give us feed back on this survey:

Contact information

If you want to give us your contact information for possible further questions or you want to participate in the lottery, please write your contact information beneath or send it by email to johanna.makela@sirkusinfo.fi (title your message "Survey").

We will draw lots for book prizes among all who have answered the questionnaire and have given their contact info by March 15, 2018.

27. Name

28. Email/ Contact information
